

Premium VCEdump

PremiumVCEDump

> Contact Us

Login / Register

Search...



HOME

ALL VENDORS

GUARANTEE

FAQ

TESTIMONIALS

CART (0)

Pass Your Next Certification Exam Fast!

Everything you need to prepare, learn & pass your certification exam easily.

365 days free updates. First attempt guaranteed success.

Try **Desktop Test Engine** before you buy

Instant Download

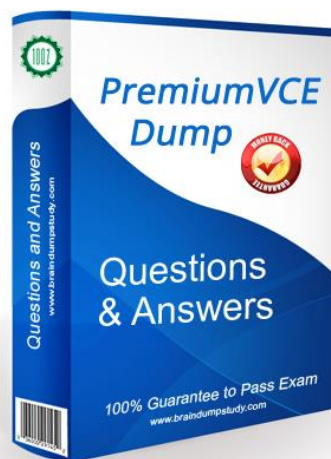


After Payment, our system will send you the products you purchase in mailbox in a minute after payment. If not received within 2 hours, please contact us.

365 Days Free Updates



Free update is available within 365 days after your purchase. After 365 days, you will get 50% discounts for updating.



Money Back Guarantee

Full refund if you fail the corresponding exam in 60 days after purchasing. And Free get any another product.



Security & Privacy

We respect customer privacy. We use McAfee's security service to provide you with utmost security for your personal information & peace of mind.

<http://www.premiumvcedump.com/>

High-Quality Certification Exam Premium VCE Braindumps materials

Exam : **70-332**

Title : Advanced Solutions of
Microsoft SharePoint Server
2013

Vendor : Microsoft

Version : DEMO

NO.1 You have a SharePoint Server 2013 server farm.

You need to configure per-user authentication for PerformancePoint dashboards.

What should you use?

- A. A stored account in the connection string
- B. NTLM authentication
- C. The EffectiveUserName connection string property
- D. Basic Kerberos delegation

Answer: C

Support for Analysis Services Effective Users

Eliminated the need for Kerberos delegation when per-user authentication is used for Analysis Services data sources.

NO.2 DRAG DROP

A company is implementing a SharePoint farm that will contain six servers.

The farm architecture design must meet the following requirements:

Distribute incoming user requests equally.

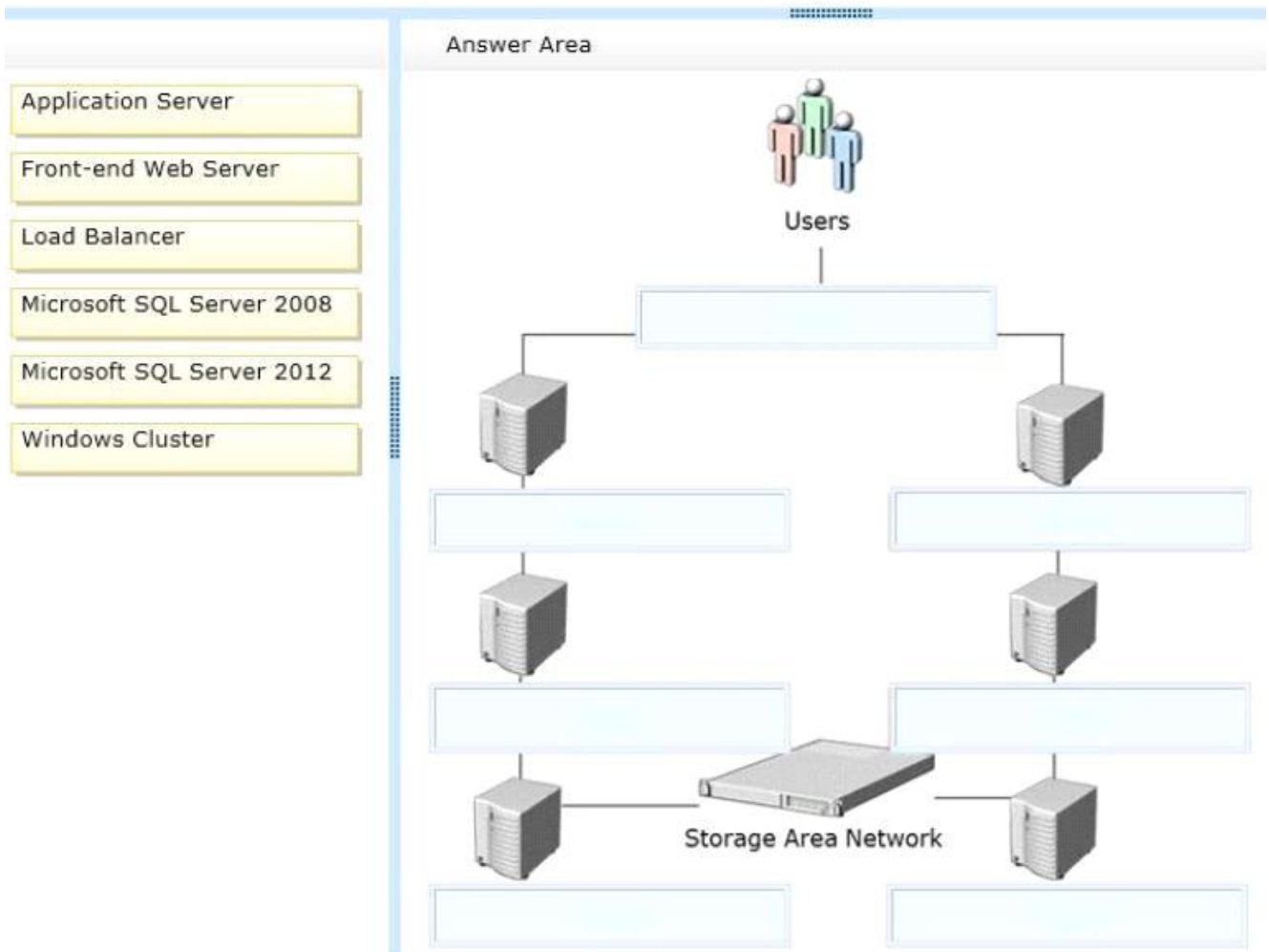
Provide high availability.

You need to distribute the servers and roles to meet the requirements.

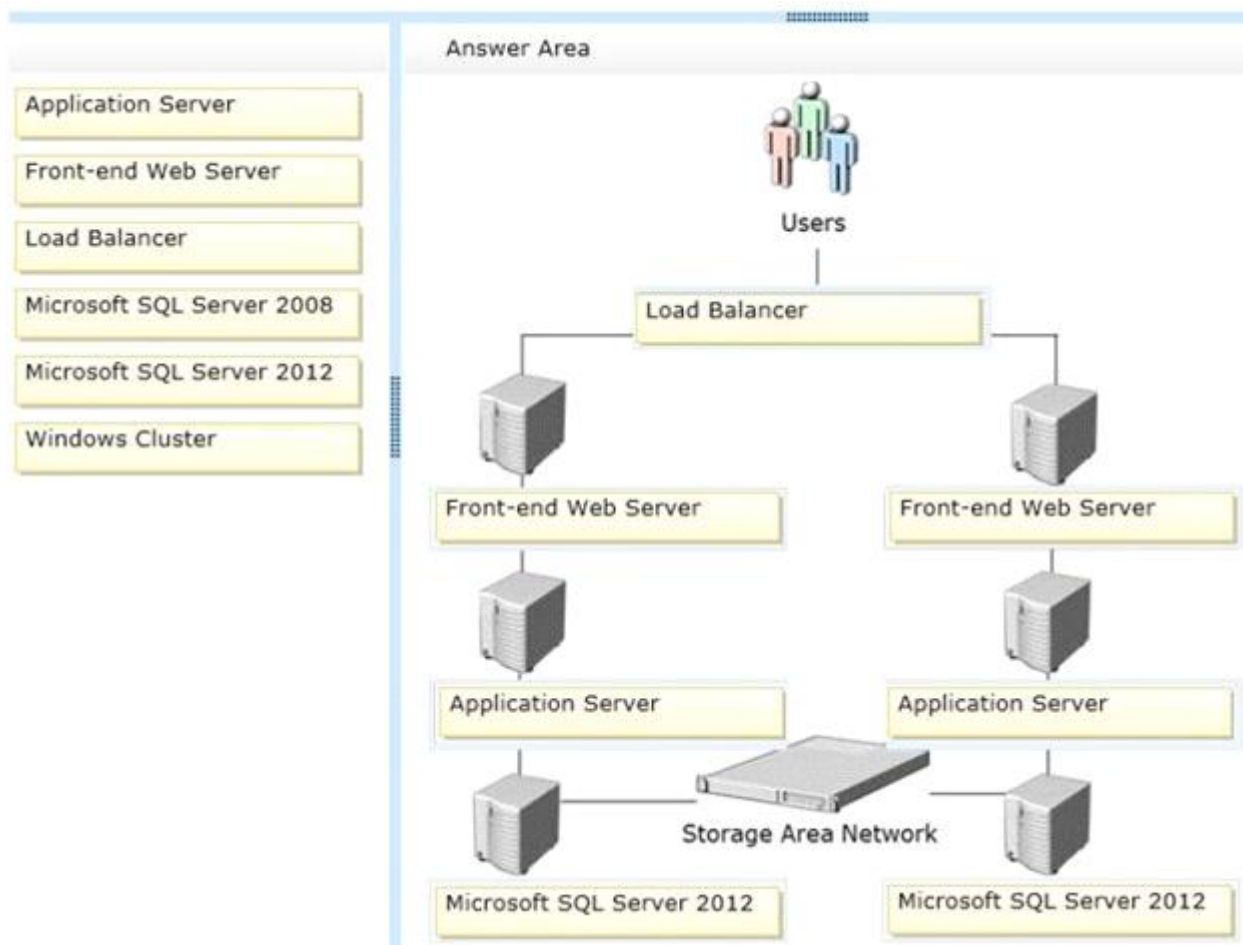
How should you distribute the servers and roles? (To answer, drag the appropriate server or role to the correct

location or locations in the answer area. Each server or role may be used once, more than once, or not at all. You may

need to drag the split bar between panes or scroll to view content.)



Answer:



Note:

* Use load balancer connected to the Web Servers

/ What is the Service Application Load Balancer?

In order to simplify installation of multi-machine server farms, SharePoint provides a basic load balancer that can round-robin requests to Web service applications.

This provides load balancing and fault-tolerance out-of-the-box for SharePoint service applications without requiring the administrator to be familiar with the intricacies of external load balancing solutions.

* The application servers are between the Web servers and the SAN

* Storage: Use latest SQL Server.

NO.3 You need to configure the required level of access to the SharePoint 2010 farm prior to the migration.

What should you do?

- A. In the corporate farm, run the ALTER DATABASE Transact-SQL statement.
- B. In the corporate farm, run the CONFIG DATABASE Transact-SQL statement.
- C. In the product support farm, run the CONFIG DATABASE Transact-SQL statement.
- D. In the product support farm, run the ALTER DATABASE Transact-SQL statement.

Answer: A

NO.4 DRAG DROP

You need to meet the content access requirements during the upgrade process.

What should you do? (To answer, drag the appropriate terms to the correct location or locations in

the answer area.

Each term may be used once, more than once, or not at all. You may need to drag the split bar between panes or scroll to view content.)

The screenshot shows an exam interface. On the left is a vertical list of terms in yellow boxes: Availability, Central Administration, Content, Content and configuration, Enable, False, Recovery, SQL Server Management Studio, State, and True. On the right is the 'Answer Area' with the following text: 'Open the database properties in [] . In the [] section, configure the database read-only property to [] . Repeat for all other [] databases.'

Answer:

Open the database properties in **SQL Server Management Studio** . In the **State** section, configure the database read-only property to **True** . Repeat for all other **Content** databases.

Box 1: SQL Server Management Studio

Box 2: State

Box 3: True

Box 4: Content

Note:

* From scenario:

/ All content databases within the production farm must be set to read-only when patching and upgrading the farm.

* SQL Server Management Studio (ssms) is a software application first launched with the Microsoft SQL Server 2005

that is used for configuring, managing, and administering all components within Microsoft SQL Server.

* A farm is considered read-only if one of the following is true:

All content databases are set to read-only.

Service application databases are set to read-only.

* To set content databases to read-only by using SQL Server

Verify that the user account that is performing this procedure is a member of the db_owner fixed database role in each database.

Start SQL Server Management Studio.

Right-click the content database that you want to make read-only, and then click Properties.

Select the Options page, and, in the Other options list, scroll to the State section.

In the Database Read-Only row, click the arrow next to False, select True, and then click OK.

Repeat for all other content databases.

Reference: Run a farm that uses read-only databases in SharePoint 2013

NO.5 A company named Contoso, Ltd. has a SharePoint 2010 site collection at www.contoso.com.

You are preparing to upgrade the site collection to SharePoint 2013.

The root site collection has had extensive customizations made to pages by using SharePoint Designer.

You need to test the site collection customizations before the upgrade.

What should you do?

A. Use the visual upgrade feature in preview mode.

B. Use the page upgrade feature in preview mode for each customized page.

C. Run the `Get-SPSite -identity http://www.contoso.com | $_.GetVisualReport() | Format-Table` Windows PowerShell cmdlet.

D. Request an upgrade evaluation site collection.

Answer: D

NO.6 HOTSPOT

A company uses SharePoint Server to manage document templates. Each department stores its templates in a department-specific site collection.

All templates use a content type named Corporate Templates. Templates are stored in document library apps with other types of files.

The Search service application must meet the following requirements:

Users can search from a single location across all department site collections.

Search results include content from all site collections that contain templates.

You need to configure the Search service application to meet the requirements.

On the Search Administration page, which search feature should you configure? (To answer, select the appropriate feature in the answer area.)

Crawling

Content Sources

Crawl Rules

Server Name Mappings

File Types

Index Reset

Crawler Impact Rules

Queries and Results

Authoritative Pages

Result Sources

Query Rules

Query Client Types

Search Schema

Query Suggestions

Search Dictionaries

Search Result Removal

Answer:

Crawling

Content Sources

Crawl Rules

Server Name Mappings

File Types

Index Reset

Crawler Impact Rules

Queries and Results

Authoritative Pages

Result Sources

Query Rules

Query Client Types

Search Schema

Query Suggestions

Search Dictionaries

Search Result Removal

NO.7 DRAG DROP

You need to meet the disaster recovery requirements.
 What should you do? (To answer, drag the appropriate terms to the correct location or locations in the answer area.

Each term may be used once, more than once, or not at all. You may need to drag the split bar between panes or scroll to view content.)

Answer:

Note:

* From scenario:

/ Log shipping must be used to send transaction log backups to the instance of SQL Server that is running in the disaster recovery site.

/ A hardware load-balancer is configured to balance traffic between PROD-WEB-01 and PROD-WEB-02. Both are running SQL Server 2012.

/ The SharePoint 2013 Disaster Recovery farm topology consists of the servers listed in the following table.

Server Name	Role
DR-APP-01	SharePoint Application server
DR-Web-01	SharePoint front-end web server
DR-DB-01	SQL Server 2012, Enterprise Edition

/ Log shipping must be used to send transaction log backups to the instance of SQL Server that is running in the disaster recovery site.

* SQL Server Log shipping allows you to automatically send transaction log backups from a primary database on a primary server instance to one or more secondary databases on separate secondary server instances. The transaction log backups are applied to each of the secondary databases individually.

* Terms and Definitions

/ primary server

The instance of SQL Server that is your production server.

/ primary database

The database on the primary server that you want to back up to another server. All administration of the log shipping configuration through SQL Server Management Studio is performed from the primary database.

/ secondary server The instance of SQL Server where you want to keep a warm standby copy of your primary database.

/ secondary database The warm standby copy of the primary database. The secondary database may be in either the RECOVERING state or the STANDBY state, which leaves the database available for limited read-only access.

NO.8 You plan to deploy a SharePoint Server 2013 server farm.

Your company frequently creates large video files that can be up to 40 GB in size.

You need to recommend a solution to ensure that users can locate the video files from within SharePoint sites.

What should you include in the recommendation?

- A. File shares and content sources
- B. File shares and shredded storage
- C. Remote BLOB Storage (RBS) and a BLOB cache
- D. Remote BLOB Storage (RBS) and content sources

Answer: D

* RBS is a SQL Server library API set that is incorporated as an add-on feature pack for SQL Server 2008 R2, SQL Server 2008 or SQL Server 2008 R2 Express. The RBS feature enables applications, such as SharePoint 2013, to store BLOBs in a location outside the content databases. Storing the BLOBs externally can reduce how much SQL Server database storage space is required. The metadata for each BLOB is stored in the SQL Server database and the BLOB is stored in the RBS store.

* The BLOB cache also provides features that support serving media files to users. One such feature is support for byte-range requests, which lets users select a later point in the video and immediately begin playback. Another

feature is progressive caching, which starts serving the beginning of a large video file while the rest of the file is being cached. Video files are divided and retrieved in smaller sections to reduce the load between the front-end and back-end servers.

NO.9 You need to provision a SharePoint environment for MyTailspin.TailspinToys.com. What should you do?

- A. Create a web application and a site collection using the My Site Host template.
- B. Create a web application, a site collection using the My Site Host template, and site collections for each user.
- C. Configure the User Profile Synchronization service to perform a full import of AD DS user profiles.
- D. Configure the User Profile Synchronization service to set up a My Sites site collection.

Answer: A

NO.10 You have a SharePoint Server 2013 server farm.

You have a Microsoft Visio drawing named Drawing1.vsd that is 40 MB.

You add the Visio Web Access Web Part to a page and configure the Web Part to display Drawing1. You discover that the Visio diagram is not displayed on the page.

Other Visio diagrams are displayed successfully by using the Visio Web Access Web Part.

You need to ensure that Drawing1.vsd is displayed in the Visio Web Access Web Part.

What should you modify?

- A. The site collection policy
- B. The Global Settings of the Visio Services service application
- C. The General settings of the web application
- D. The List Settings of the list where Drawing1.vsd is stored

Answer: B

NO.11 You need to configure the site collection upgrade settings.

Which Windows PowerShell cmdlets should you run?

- A. `$site = Get-SPSite https://teams.proseware.com/productdev/marketing` and `$site.UpgradeReminderDelay = 0` and `$site.UpgradeMaintenanceLink = $n`
- B. `$site = Get-SPSite https://teams.proseware.com/productdev/marketing` and `$site.AllowSelfServiceUpgrade = $false`
- C. `$site = Get-SPSite https://teams.proseware.com/productdev/marketing` and `$site.AllowSelfServiceUpgrade = $true`
- D. `$site = Get-SPSite https://teams.proseware.com/productdev/research` and `$site.AllowSelfServiceUpgrade = $false`
- E. `$site = Get-SPSite https://teams.proseware.com/productdev/research` and `$site.AllowSelfServiceUpgrade = $true`

Answer: B

NO.12 DRAG DROP

You plan to deploy SharePoint Server 2013 to your enterprise organization's multi-farm configuration.

A dedicated enterprise services farm will be created to host shared service applications. Two collaboration farms will

be created to host collaboration sites.

All users must be able to perform the following tasks:

Aggregate tasks from different site collections.

Automatically translate pages to different languages.

Classify documents by using an enterprise taxonomy.

View Microsoft Excel files rendered in the web browser of the users.

You need to identify which service applications to deploy to each farm.

What should you identify? (To answer, drag the appropriate service applications to the correct farms.

Each service

application may be used once, more than once, or not at all. You may need to drag the split bar

between panes or

scroll to view content.)

Service Applications	Answer Area
Excel Services Application	Enterprise farm: Service application
Machine Translation Service	Service application
Managed Metadata Service	Collaboration farm: Service application
Work Management Service	Service application

Answer:

Enterprise farm:	Machine Translation Service
	Managed Metadata Service
Collaboration farm:	Excel Services Application
	Work Management Service

Explanation:

Collaboration farm

* Machine Translation Service

Machine Translation Service is a new service application in SharePoint 2013 that provides automatic machine

translation of files and sites.

Applications that use the server object model must run directly on a server that is running SharePoint 2013.

Machine Translation Service also includes a client object model (CSOM) that enables access to the Machine

Translation Service API for online, on-premises, and mobile development. Client applications can use the CSOM to

access server content and functionality.

* Managed Metadata Service allows you to classify with precision.

* Excel Services Application

Excel Services in SharePoint Server 2013 is enabled by creating an Excel Services Application service application in Central Administration.

* Work Management Service

The Work Management Service Application provides functionality to aggregate tasks to a central location on

SharePoint Server:

Users get the possibility to view and track their to-dos and tasks.

Tasks can be cached to a users personal site.

Tasks can sync to Outlook where users can edit them wherever they have access to Outlook.

Tasks can be aggregated from Exchange, Project Server and SharePoint.

Based on 'Provider model' so that other systems can be integrated in the future.

NO.13 DRAG DROP

A SharePoint 2010 environment contains the site collections described in the following table.

Site collection URL	Content database name
http://intranet.contoso.com	Intranet_Content
http://hr.contoso.com	HR_Content

You plan to migrate the environment to SharePoint 2013. You create a SharePoint 2013 site at the URL http://

testIntranet.contoso.com. You restore the database backups from the 2010 environment to the 2013 environment.

You test the migration plan by migrating the Intranet_Content database to the new site. You need to verify that the

test migration succeeds.

Which Windows PowerShell cmdlets should you run? (To answer, drag the appropriate cmdlets to the correct location

or locations in the answer area. Each cmdlet may be used once, more than once, or not at all.

You may need to drag the split bar between panes or scroll to view content.)

Answer Area

Run the following Windows PowerShell cmdlets in the following order:

Mount-SPContentDatabase
 -Name Intranet_Content
 -WebApplication http://intranet.contoso.com

Mount-SPContentDatabase
 -Name Intranet_Content
 -WebApplication http://testIntranet.contoso.com

Test-SPContentDatabase
 -Name Intranet_Content
 -WebApplication http://intranet.contoso.com

Test-SPContentDatabase
 -Name Intranet_Content
 -WebApplication http://testIntranet.contoso.com

Answer:

Box 1:

```
Mount-SPContentDatabase
-Name Intranet_Content
-WebApplication http://testIntranet.contoso.com
```

Box 2:

```
Test-SPContentDatabase
-Name Intranet_Content
-WebApplication http://testIntranet.contoso.com
```

NO.14 You are configuring the ProseWeb site.

You need to ensure that the site content displays correctly on all devices.

What should you do?

- A. Create a composed look and select the Mobile View option.
- B. Configure a browser cookie named deviceChannel and set the value to Mobile.
- C. Activate the Enable Mobile Views feature on the website.
- D. Configure a device channel. Specify the value MSIE10.0 for the device inclusion rule.
- E. Configure a device channel. Specify the value \$FALLBACKMOBILEUSERAGENTS for the device inclusion rule.

Answer: E

NO.15 You are the administrator for your company's SharePoint environment. Company policy requires that you use Windows PowerShell to deploy farm solutions.

You need to deploy a SharePoint solution to the farm. The solution is named solution.wsp and is located at c:\solution.wsp.

Which Windows PowerShell command should you run?

- A. Enable-SPFeature-Identitysolution
- B. Install-SPSolution -Identity solution.wsp -Confirm \$true
- C. Update-SPSolution -Identity solution.wsp -LiteralPath c:\solution.wsp -Confirm \$true
- D. Add-SPSolution solution.wsp-Confirm \$true

Answer: B

To deploy a solution package to a single Web application by using Windows PowerShell Verify that you meet the following minimum requirements.

On the Start menu, click All Programs.

Click Microsoft SharePoint 2010 Products.

Click SharePoint 2010 Management Shell.

At the Windows PowerShell command prompt, type the following command:

```
Install-SPSolution -Identity <SolutionName> -WebApplication <URLname>
```

Where:

<SolutionName> is the name of the solution.

<URLname> is the URL of the Web application to which you want to deploy the imported solution.

Reference: Deploy solution packages (SharePoint Server 2010)

[https://technet.microsoft.com/en-us/library/cc262995\(v=office.14\).aspx](https://technet.microsoft.com/en-us/library/cc262995(v=office.14).aspx)

NO.16 You are configuring a SharePoint farm in an environment that includes Microsoft Exchange Server 2013.

You need to ensure that specified SharePoint users can search the Exchange mailboxes of all employees, place holds on mailbox data, and export mailbox data.

What should you do first?

- A. Create an external content type for Exchange mailbox information.
- B. Configure server-to-server authentication between SharePoint and Exchange.
- C. Create an external list for Exchange mailbox information.
- D. Configure forms-based authentication between SharePoint and Exchange.

Answer: B